

Optional Items



Laser Cutter

Specification		X500III			
Model Name	X500III				
Laser Source	80W	100W	130W	150W	
Laser Cooling	Sealed CO ₂ Laser				
Laser Cooling	Water Cooled				
Working Area	w/o honeycomb table	51 x 36 in. (1300 x 916 mm)			
	with honeycomb table	50.3 x 35.2 in. (1280 x 896 mm)			
Max. Part Size (W x L x H)	w/o Cutting Table	52.9 x 36.0 x 2.1 in. (1346 x 916 x 55 mm)			
	Doors Open	52.9 x ∞ x 1.1 in. (1346 x ∞ x 30 mm)			
	With Honeycomb Cutting Table	48.8 x 32.2 x 1.1 in. (1240 x 818 x 30 mm)			
	With Aluminum Cutting Table	52.1 x 35 x 1.1 in. (1325 x 889 x 30 mm)			
Dimensions	74.8 x 55.1 x 47.2 in. (1900 x 1400 x 1200 mm)				
Driver	Closed-loop DC Servo Control				
Maximum Cutting Speed*	40 IPS				
Speed Control	Adjustable from 0.1~100% (Up to 16 color-linked speed settings per job)				
Power Control	Adjustable from 0~100% (Up to 16 color-linked speed settings per job)				
Engraving Capability	256-level gray scale image processing capability				
Distance Accuracy	0.254 mm or 0.1% of move, whichever is greater				
Z-Axis Movement	Manual				
Resolution (DPI)	Available 125, 250, 300, 500, 600, 1000				
Computer Interface	10 Base-T Ethernet, Full speed 2.0 USB				
Focus Lens	Standard 2", Optional 3"		Standard 3", Optional 2"		
Display Panel	4-line LCD panel showing current file name, total working time, laser power, engraving speed, file(s) loaded into memory buffer, setup and diagnostic menus.				
Safety	Class I Laser Product Compliant with EN60825, Class II Laser Product Compliant with CDRH, 2006/42/EC Machinery Directive Compliance, Class 4 Laser Product Compliant with CDRH with the optional pass-through door module				
Cutting Table	Knife-shaped cutting bars with down vacuum and scrap collecting funnel				
Operation Voltage	200-240VAC, 50/60Hz auto switching, Max.10A				
Air Exhaust System	External exhaust system with minimum flow rate 2160m ³ /h (CFM 1273 ft ³ /h) is required, 2.5kPA negative pressure (Pure-Air PA-2400FS @ 8" exhaust port)				

* Speed does not equal to throughput. See dealer or visit www.GCCworld.com for more details.
 Δ Specifications are subject to change without prior notice.

Authorized Dealer



www.GCCworld.com

GCC LaserPro X500III

Professional Cutting Performance at The Best Value




X500III

- Spacious 51.1 x 36.1 in. (1300 x 916 mm) working area
- DC Servo Motor Technology for precise movement control
- Uniquely innovative user-friendly features
- Fullfill versatile cutting and engraving applications



GCC Headquarters 4F-1., No.236, Fude 2nd Rd., Xizhi Dist., New Taipei City 22151, Taiwan 886-2-6616-6692 Fax : 886-2-2694-6875
 GCC China No.1, Chen Feng Road, Yushan, Kunshan, Jiangsu 215300, China 86-512-5726-1515 Fax : 86-512-5726-1518
 GCC Europe B.V. Eglantierbaan 43-45, 2908 LV, Capelle a/d IJssel, The Netherlands 31-10-458-9367 Fax : 31-10-451-9874
 GCC America, Inc 20453 E Valley Blvd. Walnut, CA 91789, USA 1-909-718-0248 Fax : 1-909-718-0251
 US & Canada Only Toll Free: 1-888-284-5211



Twill Cutting

Signage

MDF

Acrylic

Wood Cutting

Fabrics Cutting

Laser Cutter

GCC LaserPro X500III




GCC LaserPro X500III

Embrace the cutting technology from the GCC LaserPro X series designed and engineered for professional use. Packed with several user-friendly features, the GCC LaserPro X500III offers high product performance in terms of both durability and feasibility. The X500III model combines cutting and engraving capabilities to give users a versatile system.

Intuitive Control Panel Interface

A control panel with coherent hot-key design and graphic icon displays that allows you to directly change the laser parameter setting, set jobs to repeat unlimited times, queue job, delete jobs, and more.



Closed-loop DC Servo Technology

The X500III utilizes high performance closed-loop DC servo motors for precise and fast carriage movement combined with a reliable motion system to produce exceptionally accurate outputs.

Knife-shaped Cutting Table

Unique cutting table with tipped bars that can be easily adjusted without tools to create different levels of working depths. The cutting table of X500III reduces laser reflections and delivers clear cutting edge.



Key Switch & Emergency Stop

Key switch safeguards the machine from unauthorized use. Prominent emergency button located on the top of the machine allows operators to stop the laser and the motion carriage immediately to provide a safe operating environment.

Supporting Pin Kit

This design can firmly hold up the working object preventing it from falling off; moreover, it can effectively reduce the possibility of the reflected laser hitting the working object.




Drag-N-Play

The "Drag-N-Play" feature greatly reduces complex set up procedures and allows users to directly drag the lens carriage to the starting point of a job.

SmartLIGHT

Built-in LED light module illuminates the working space and makes every engraving detail easy to see.



Versatile Cutting & Engraving Capability

X500III delivers high cutting quality with LaserPro's unique laser firing control technology. X500III can cut through 20 mm acrylic in a single pass. Better than that, the grayscale technology allows X500III to process 256-level grayscale image with vivid engraving quality.